

LED LINEAR MAGNETIC TRACK LIGHT



Signature
Designed by WIP

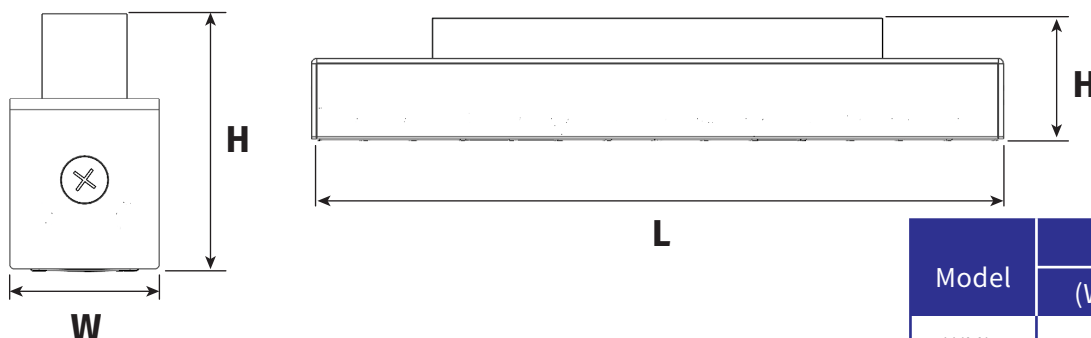
LED Linear Magnetic Track Light : Linda Series

Specification

Input Voltage	24VDC	LED Light Source	Lumileds
Power	5W, 10W, 15W	LED Life Time	50,000 hrs.
CCT	1800K, 2000K, 2200K, 2700K, 3000K, 3500K, 4000K, 5000K, 6500K, 7000K, 7800K Tunable White	Work Temperature	-10°C to + 65°C
CRI	>80 (1800K-6500K) >90 (2700K-7800K)	Housing	AL profile
Lens Material	PMMA	Finishing	Powder Coated in black and white
Beam Angle	~60° + 90° beam, ~70° + 100° beam, ~110° + 100° beam, ~40° + 100° Oval beam, ~90° + 100° Wide beam, Asymmetric beam for washing, Double Asymmetric beam for aisle and shelf lighting	Mount	Rail Hanging
		Rail	Magnet Track Rail
		Warranty	1 Year

Model	Power (W)	Input Current	Luminous Flux (lm)	Efficiency (lm/W)	Weight (Kg.)	Dimension (mm.)
WML5	5	0.208A	500	100	0.335	29x284x50
WML10	10	0.417A	1,000	100	0.670	29x564x50
WML15	15	0.625A	1,500	100	1.005	29x844x50

Dimension (in mm.)



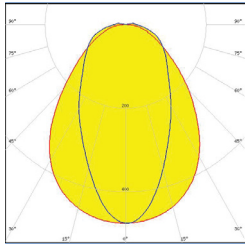
Model	Dimension (mm.)		
	(W)	(L)	(H)
WML5	29	284	50
WML10	29	564	50
WML15	29	844	50



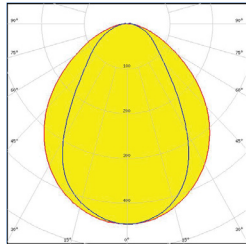
Products of Thailand

LED LINEAR MAGNETIC TRACK LIGHT

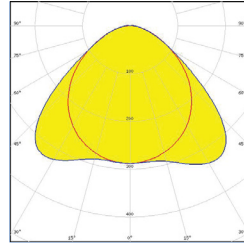
Beam Angle



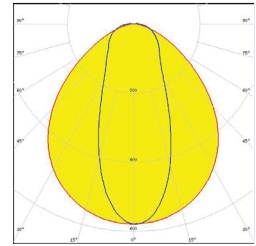
~ 60° + 90° Beam



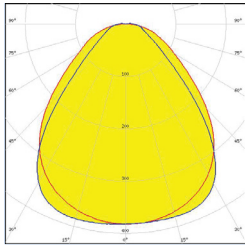
~ 70° + 100° Beam



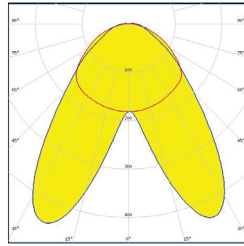
~ 110° + 100° Beam



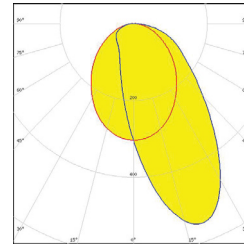
~ 40° + 100° Oval Beam



~ 90° + 100° Wide Beam



Double Asymmetric beam for aisle and shelf lighting ~ 110° + 100° Wide Beam

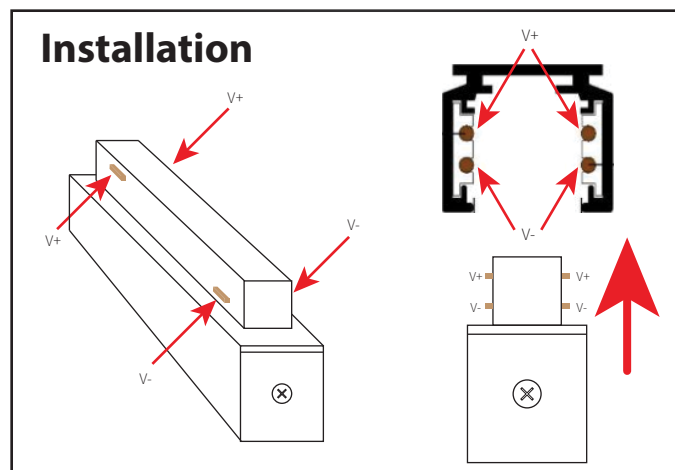
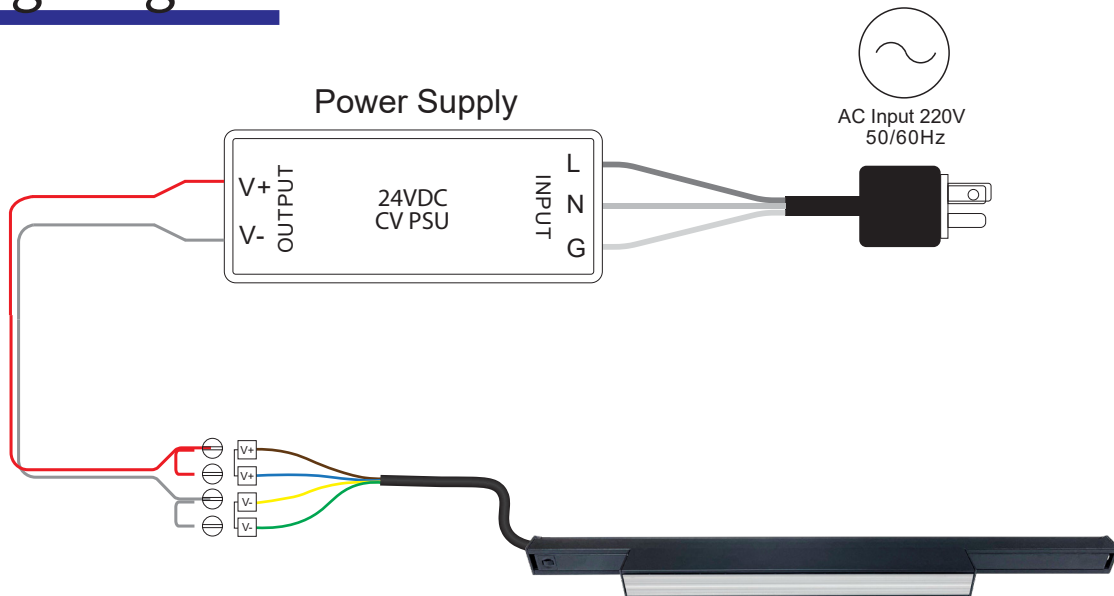


Asymmetric beam for wall washing



LediL

Wiring Diagram


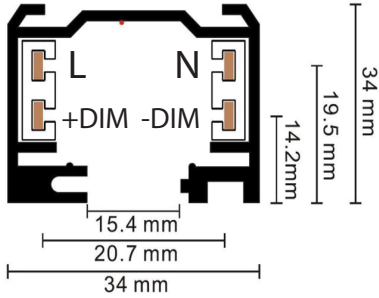



LED LINEAR MAGNETIC TRACK LIGHT

Accessories

4 Wires Track (Surface Mounted / Suspension)

(Single Circuit / 1-Phase) Aluminum Track Rail & Accessories

	Name: 4 Wires Track Light Rail	
	Model NO: T042	
	Shell Material: 2.5mm Aluminum	
	Conductor: 3.5*1mm Red Copper	
	Flame Retardant Grade: V1	
	Accessories: Feeder & End cap & Mounting Hardware be included	
	Package Size: 104*20*10cm(1m)	
	Qty: 10pcs/ctn	
	GW: 11kg/ctn (1m)	

	Name: Straight Connector		Name: Flexible Connector
	Model NO: T042-I		Model NO: T042-R
	Finish Color: Black /White		Finish Color: Black /White
	GW.: 0.04KG/PCS		GW.: 0.27KG/PCS
	Name: L Connector		Name: Hang Rope
	Model NO: T042-L		Model NO: T042-HR
	Finish Color: Black /White		Finish Color: Black /White
	GW.: 0.18KG/PCS		Length: 1m (Customize L) GW.: 0.18KG/PCS
	Name: T Connector		Name: Track Adapter Box
	Model NO: T042-T		Model NO: THB418
	Finish Color: Black /White		Finish Color: Black /White
	GW.: 0.27KG/PCS		GW.: 0.1KG/PCS
	Name: X Connector		Name: 4 wires Track
	Model NO: T042-X		Model NO: TH409
	Finish Color: Black /White		Finish Color: Black /White
	GW.: 0.31KG/PCS		GW.: 0.04KG/PCS



CONTROL SYSTEM



Option Bluetooth Control




Bluetooth®

Multiple control modes for different applications


Realize fast dimming



Link up the remote with the LED driver via App to control the driver both by App and remote



Link up the Super Panel with the LED driver via App to control the driver both by App and Super Panel. Also connecting the Super Panel to network allows you to remotely control the driver, cloud scenes and automatic linkage



Products of Thailand

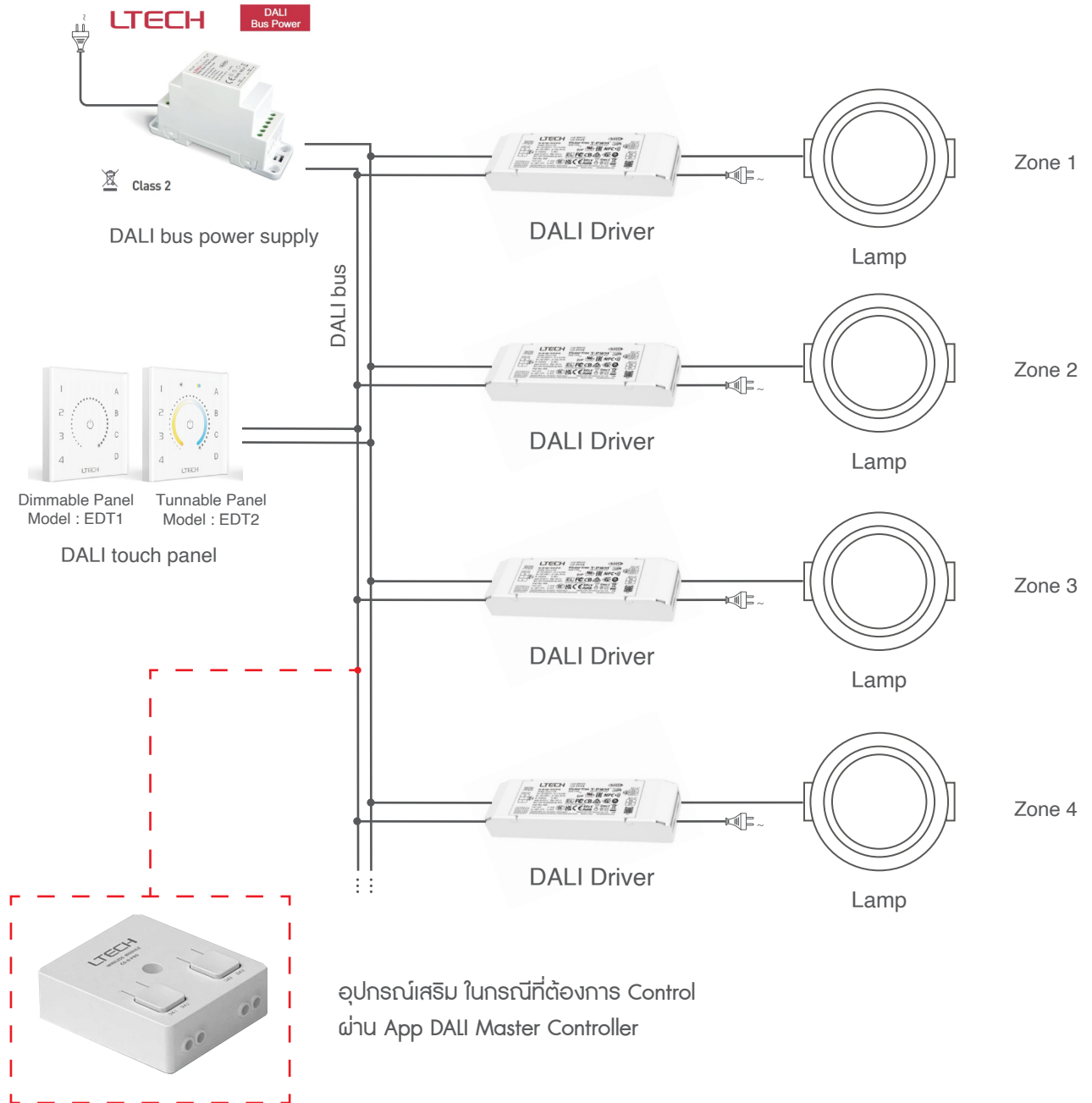
CONTROL SYSTEM



Option Dimmable / Tunable Control

DALI DIMMABLE / TUNABLE CONTROL SYSTEM

Wiring Diagram



Super LED Dimming Module 2.0
(DALI master controller)
Model : CG-D



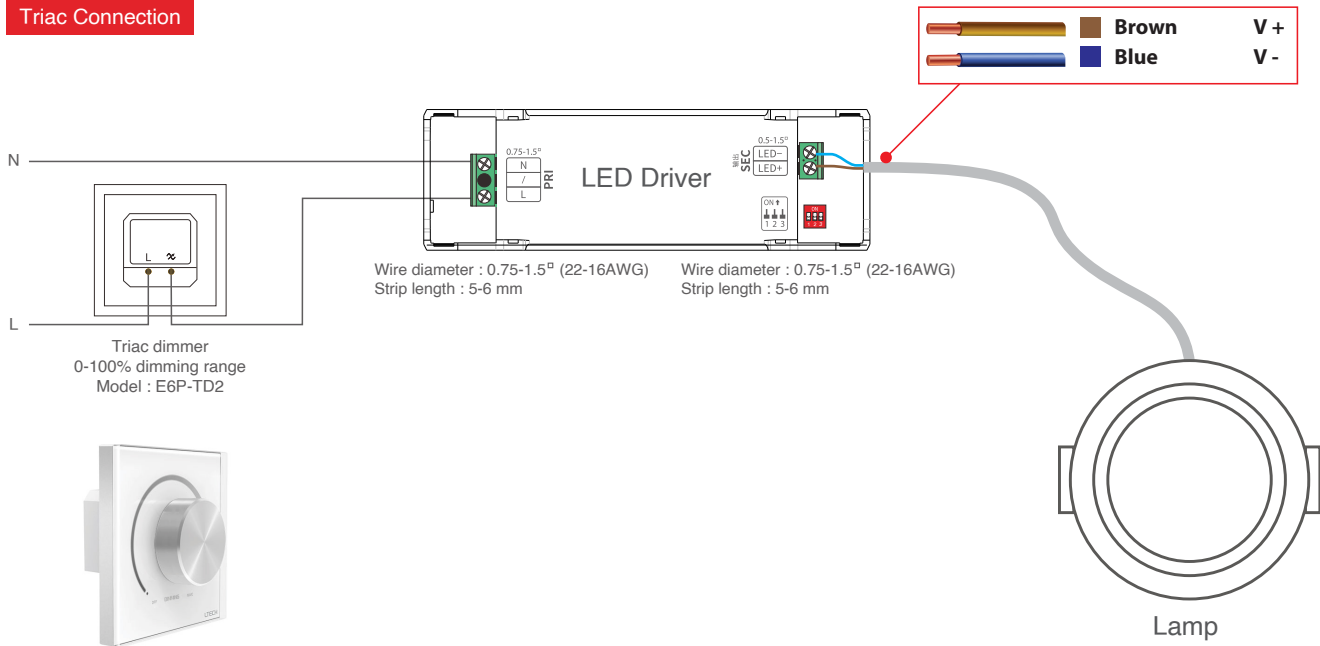
CONTROL SYSTEM



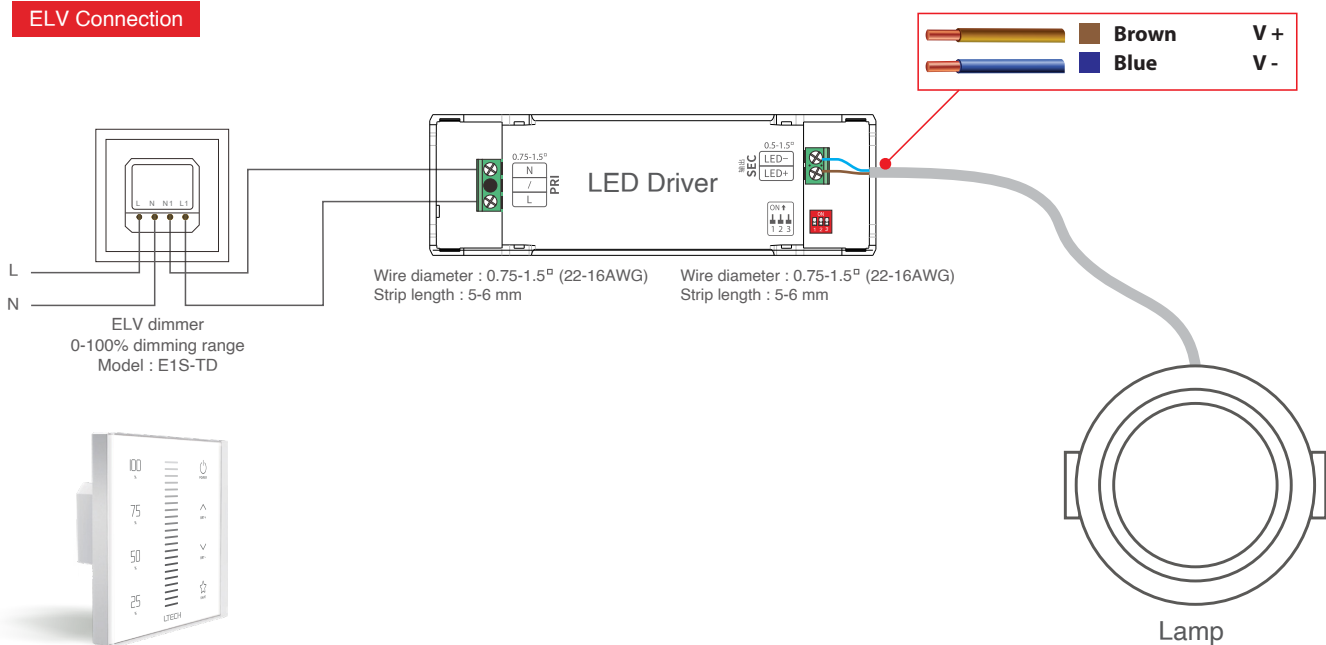
Option Dimmable Control

TRIAC DIMMABLE CONTROL

Triac Connection



ELV Connection



CONTROL SYSTEM



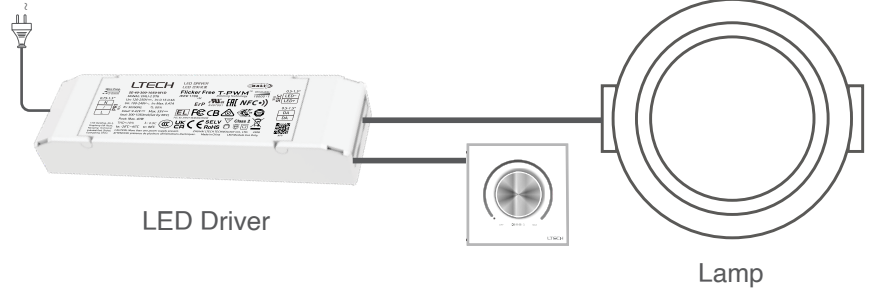
Option Dimmable / Tunable Control

0/1 - 10 DIMMABLE / TUNABLE CONTROL

DIMMABLE



0-10V Dimmer
Model : E610P

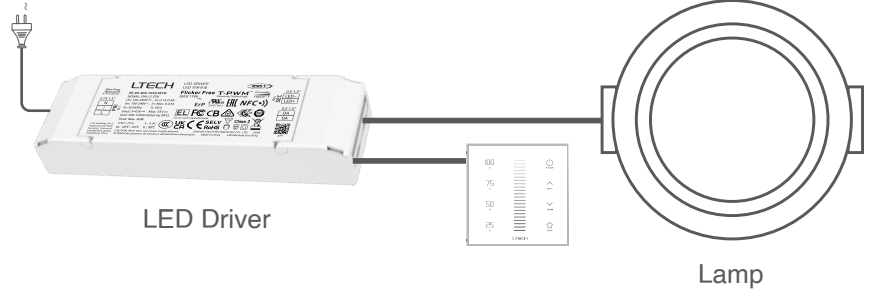


LED Driver

Lamp



E1S-AD Series
Touch Panel (dimming)
Model : E1S-AD



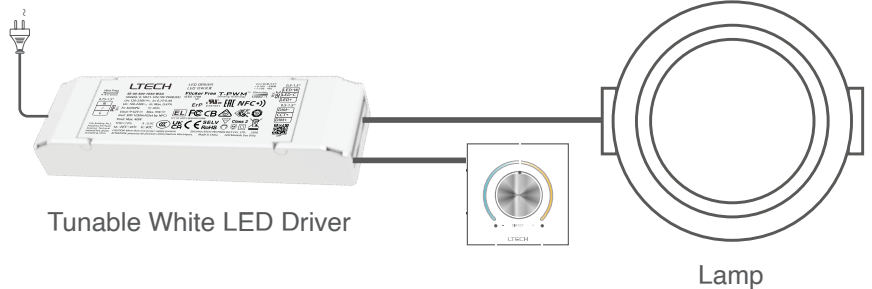
LED Driver

Lamp

TUNABLE



0-10V Tunable White
LED Dimmer
Model : E610P-CT

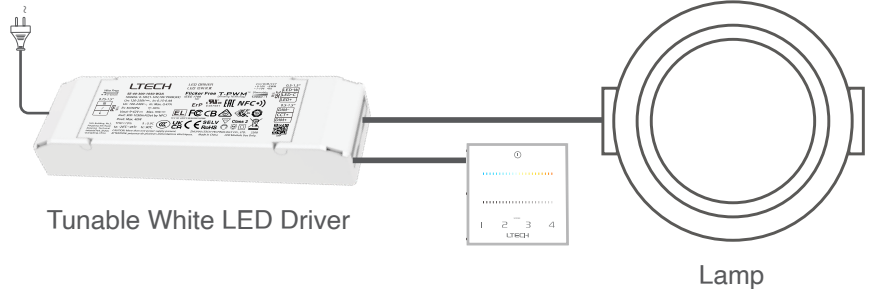


Tunable White LED Driver

Lamp



ECT2 CT Touch Panel
Model : ECT2



Tunable White LED Driver

Lamp

