

# LED TUBE T8



TIS. 1955-2551  
TIS. 2779-2562

## PLATINUM : LED T8 SERIES











### Specification

The light shell is G13 standard base lamp and modern design offers a better perspective, Very low power consumption & energy saving, clean and smooth. This is a perfect option for commercial lighting applications, easily replacement for normal fluorescent lamps with an aesthetic streamline design suitable for home lighting, office, hotel, etc. It has convenient installation, operation and maintenance also provided long life time usage.

Input Voltage	100-250VAC50/60HZ.	CCT	1500K, 1800K, 2000K, 2700K,
Power Factor	>0.95		3000K, 3500K, 4000K, 5000K,
Base Type	G13		6500K, 7000K, 7800K
Work Temperature	-10°C to + 65°C	Surge Protection	1kV
LED Light Source	Everlight	Weight	<200g.
LED Life Time	50,000 hrs.	Warranty	3 Years
CRI	>80 (1500K-6500K), >90 (2700K-7800K)		



*Signature*  
Designed by WIP

Model	Power (W)	Luminous Flux (lm)	Efficiency (lm/W)	Total Harmonic Distortion	Length (mm.)	Standard
PLATINUM 1200 mm 25W 4000LM	25	4,000	160	<15%, 10%	1,200	 TIS. 1955-2551 TIS. 2779-2562
PLATINUM 1200 mm 25W 3700LM	25	3,700	148	<15%, 10%	1,200	 TIS. 1955-2551 TIS. 2779-2562
PLATINUM 1200 mm 22W 3300LM	22	3,300	150	<15%, 10%	1,200	 TIS. 1955-2551 TIS. 2779-2562
PLATINUM 1200 mm 22W 2500LM	22	2,500	114	<15%, 10%	1,200	 TIS. 1955-2551 TIS. 2779-2562
PLATINUM 1200 mm 20W 3100LM	20	3,100	155	<15%, 10%	1,200	 TIS. 1955-2551 TIS. 2779-2562
PLATINUM 1200 mm 18W 2700LM	18	2,700	150	<15%, 10%	1,200	 TIS. 1955-2551 TIS. 2779-2562
PLATINUM 1200 mm 18W 2100LM	18	2,100	117	<15%, 10%	1,200	 TIS. 1955-2551 TIS. 2779-2562 
PLATINUM 600 mm 9W 1050LM	9	1,050	117	<15%, 10%	600	 TIS. 1955-2551 TIS. 2779-2562 

### International Electrotechnical Commission - IEC

IEC 55015 : Radio disturbance characteristics	IEC 61000-3-2 : Harmonic Emission
IEC 60061 : G13 Standard Dimension Test	IEC 61000-3-3 : Limitation of voltage
IEC 60598-1 : General Requirements and Tests	IEC 61000-4-5 : Surge Protection
IEC 61195 : Compressive Strength	IEC 61547 : EMC : Conducted immunity
IEC 61347-2-13 : General and safety-Lamp System Short Circuit Protection	IEC 62776 : Fault Condition

**EVERLIGHT**®



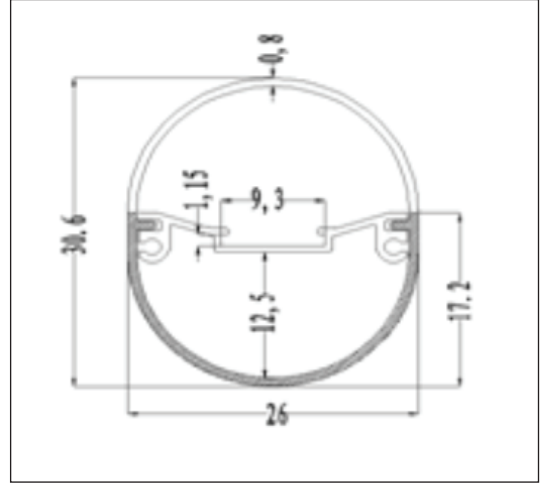
TIS. 1955-2551  
TIS. 2779-2562



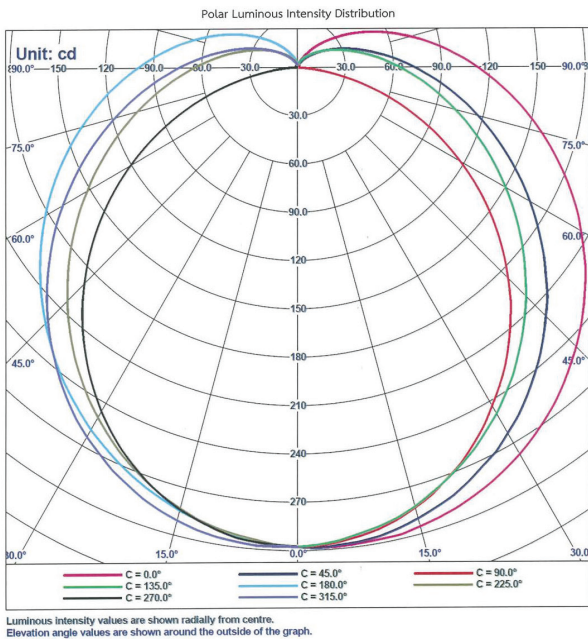
Products of Thailand

# LED TUBE T8

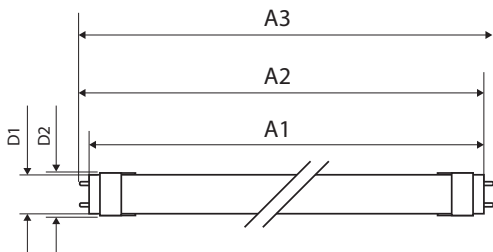
## TUBE



## BEAM ANGLE

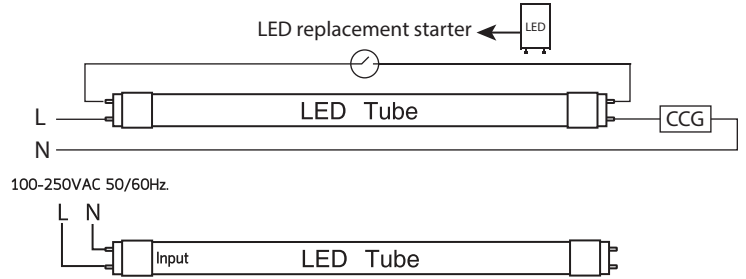


## DIMENSION



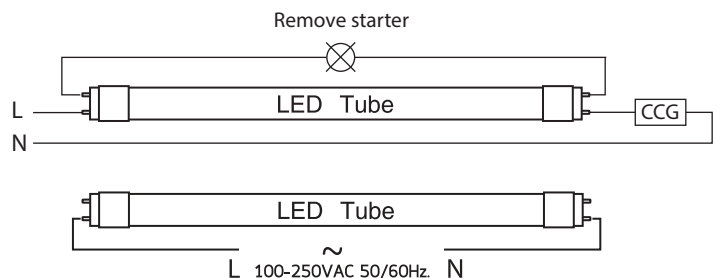
## WIRING DIAGRAM

### W1 Wiring Type Single end



Single - end ไฟเข้า 1 ข้าง

### W2 Wiring Type Double end



Double - end ไฟเข้า 2 ข้าง

### Dimension (mm.)±1.0

Product	A1	A2	A3	D1	D2
T8 18W	1198	1205	1212	26	30.5
T8 9W	588	595	602	26	30.5