

LED COB TRACK LIGHT FOR MUSEUM



Signature
Designed by WIP

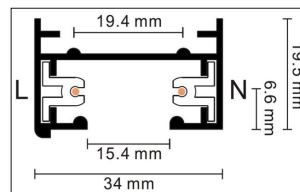
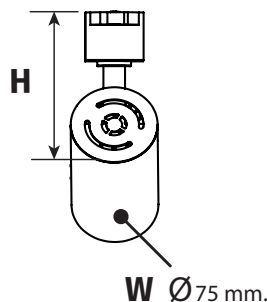
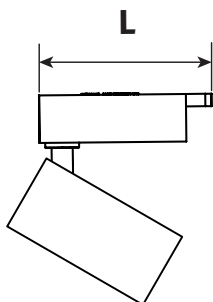
Triac Dim, Bluetooth System Controller

Specification

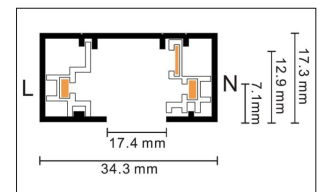
| | | | | | |
|---------------------|-----------------------------|------------------|---|-----------|--|
| Input Voltage | 220-240Vac50/60Hz. | Lens Material | PMMA | Housing | Aluminium |
| Input Voltage range | 120-277Vac50/60Hz. | Beam Angle | ~15° spot beam ~26° spot beam ~36° wide beam ~60° widebeam | Finishing | Black and white Powder Coated |
| Power Factor | >0.90 | LED Light Source | Luminus, Citizen | Mount | Rail Hanging |
| THDi | <10% | CRI | >90 | Rail | 2 Wires Track Rail (Dimmable) 3 Wires Track Rail (Dimmable) |
| Work Temperature | -10°C to + 65°C | CCT | 2400K, 2700K, 3000K, 3500K, 4000K, 5000K, 6500K, 7800K, Tunable Warm, Tunable White | Warranty | 1 Year |
| Driver | Constant Current LED Driver | LED Life Time | 50,000 hrs. | | |
| Unified Glare | No glare | | | | |
| Flicker | Flicker free | | | | |

| Model | | Power (W) | Luminous Flux (lm) | Efficiency (lm/W) | Weight (Kg.) | Dimension (mm.) |
|---------|----------|-----------|--------------------|-------------------|--------------|-----------------|
| Non-Dim | Dimmable | | | | | |
| WSL-15 | WRL-15 | 15 | 1,725 | 115 | 0.70 | Ø75x170x155 |
| WSL-20 | WRL-20 | 20 | 2,300 | 115 | 0.70 | Ø75x170x155 |
| WSL-30 | WRL-30 | 30 | 3,450 | 115 | 0.70 | Ø75x170x155 |
| WSL-40 | WRL-40 | 40 | 4,600 | 115 | 0.70 | Ø75x170x155 |

Dimension (in mm.)



2W



3W

| Model | Dimension (mm.) | | |
|-------|-----------------|-----|-----|
| | (W) | (L) | (H) |
| WSL | Ø75 | 170 | 155 |
| WRL | Ø75 | 235 | 155 |



LUMINUS

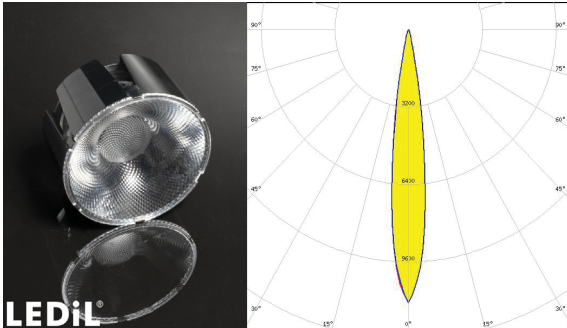


Products of Thailand

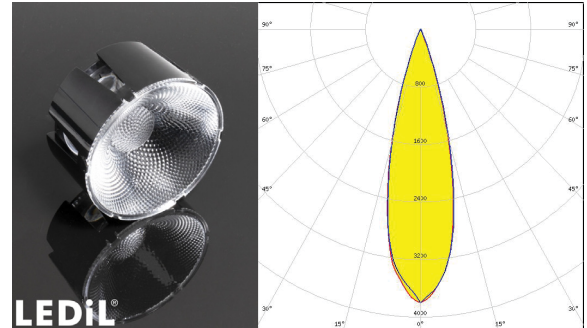
LED COB TRACK LIGHT FOR MUSEUM

Beam Angle

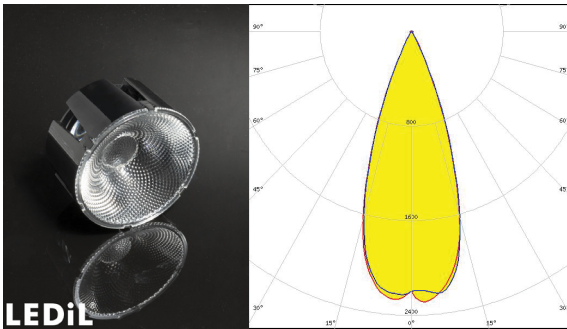
Beam Angle



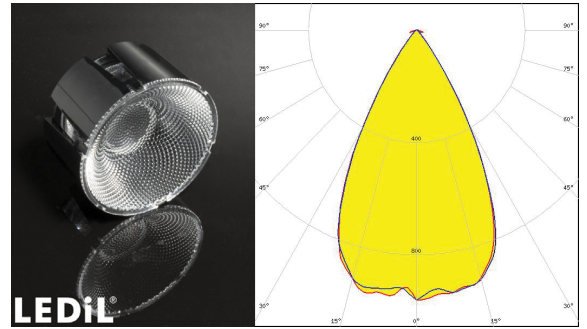
~15° spot beam



~26° spot beam




~36° wide beam



~60° wide beam

Wiring Diagram



Dimmable
2 Wires Track



Dimmable
3 Wires Track

LED COB TRACK LIGHT FOR MUSEUM

Accessories



2 Wires Track (Surface Mounted / Suspension)

(Single Circuit / 1-Phase) Aluminum Track Rail & Accessories

| | | |
|--|--|--|
| | Name: 2 Wires Track Light Rail | |
| | Model NO: T023 | |
| | Shell Material: Aluminum | |
| | Conductor: AL + CU | |
| | Rated volt: AC250V / 5A | |
| | Accessories: Feeder & End cap & Mounting Hardware are included | |
| | Finish Color: Black /White (+15% cost for silver) | |
| | Package: 102*21*9cm/ 20pcs/carton | |
| | G.W: 6kg/carton (Length: 1m) | |
| | | |

| | |
|--|--------------------------------------|
| | Name: Straight coupler mini I |
| | Model NO: T021-I |
| | Finish Color: Black /White |
| | GW.: 0.04KG/PCS |
| | Name: L coupler |
| | Model NO: T021-L |
| | Finish Color: Black /White |
| | GW.: 0.6KG/PCS |
| | Name: T coupler |
| | Model NO: T021-T |
| | Finish Color: Black /White |
| | GW.: 0.14KG/PCS |
| | Name: X coupler |
| | Model NO: T021-X |
| | Finish Color: Black /White |
| | GW.: 0.10KG/PCS |


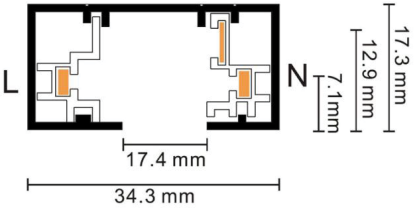
LED COB TRACK LIGHT FOR MUSEUM





Accessories



3 Wires Track (Surface Mounted / Suspension)

(Single Circuit / 1-Phase) Aluminum Track Rail & Accessories

| | | |
|---|---|--|
|  | Name: 3 Wires Track Light Rail |  |
| | Model NO: T031 | |
| | Shell Material: 1mm Aluminum | |
| | Conductor: 3.8*0.8mm Cuprum | |
| | Rated volt: AC250V / 10A | |
| | Accessories: Feeder & End cap & Mounting Hardware are included | |
| | Finish Color: Black /White | |
| | Package: 104*20*10cm/20pcs/carton | |
| | G.W: 11kg/carton (Length: 1m) | |
| | | |

| | |
|---|--------------------------------------|
|  | Name: Straight coupler mini I |
| | Model NO: T031-I |
| | Finish Color: Black /White |
| | GW.: 0.04KG/PCS |
|  | Name: L coupler |
| | Model NO: T031-L |
| | Finish Color: Black /White |
| | GW.: 0.06KG/PCS |
|  | Name: T coupler |
| | Model NO: T031-T |
| | Finish Color: Black /White |
| | GW.: 0.1KG/PCS |
|  | Name: X coupler |
| | Model NO: T031-X |
| | Finish Color: Black /White |
| | GW.: 0.13KG/PCS |

LED COB TRACK LIGHT FOR MUSEUM



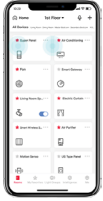
Option



Bluetooth®

Multiple control modes for different applications

Realize fast dimming



APP



LED Track Light 2 Wires

Link up the remote with the LED driver via App to control the driver both by App and remote



APP



Remote

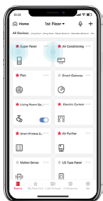


Bluetooth Wireless Switch



LED Track Light 2 Wires

Link up the Super Panel with the LED driver via App to control the driver both by App and Super Panel. Also connecting the Super Panel to network allows you to remotely control the driver, cloud scenes and automatic linkage



APP



Super Panel



LED Track Light 2 Wires



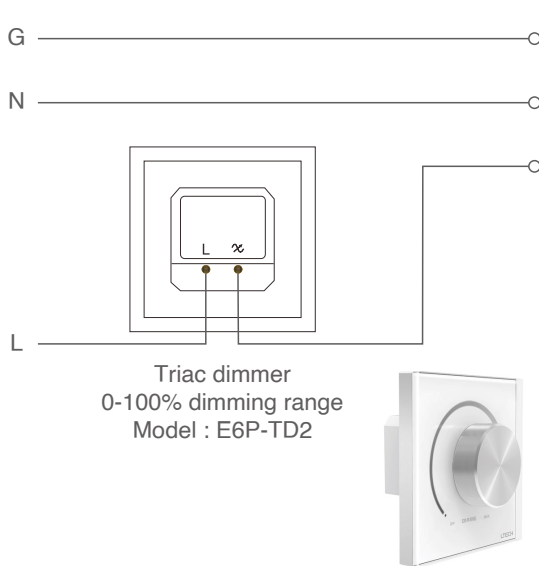
LED COB TRACK LIGHT FOR MUSEUM



Option Dimmable Control

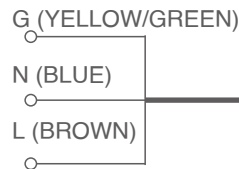
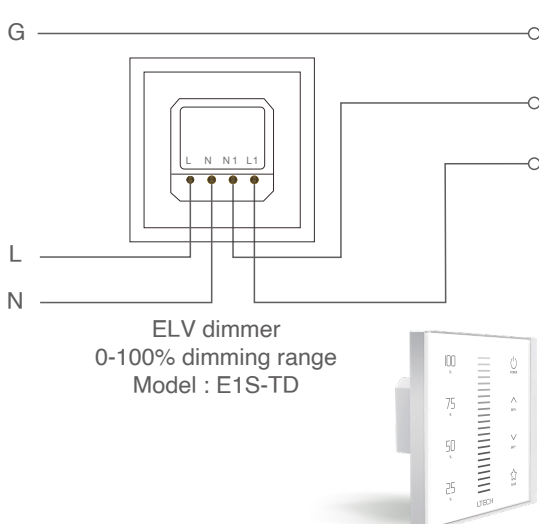
TRIAC DIMMABLE CONTROL

Triac Connection



LED Track Light 2 Wires

ELV Connection



LED Track Light 2 Wires

