

TUNNEL LIGHT

TUNNEL LIGHT



TUNNEL LIGHT



Signature
Designed by WIP



WTH SERIES

Specification

WTH series tunnel light is aluminum 6063 with slim super and screw free design. This is a perfect option for industrial lighting applications with an aesthetic streamline design suitable for Workshop, factory, storage warehouse, exhibition center, toll station, Futsal field, Billboard, other places. It has convenient installation, operation and maintenance also provides waterproofing and anti-fogging (IP67)

Input Voltage	100-240Vac50/60Hz.	Lens Material	PMMA	Housing	Aluminum
Input Voltage Range	100-305Vac50/60Hz.	LED Light Source	Lumileds	Finishing	Powder Coated in black
Power Factor	>0.95	CRI	>70, >80	IP Rating	IP67
Beam Angle	20°, 30°, 60°, 90° (2x6) 30°, 60°, 90° (3x8)	CCT	3000K (Warm White) 4000K (Cool White) 5000K (Cool Daylight) 6500K (Daylight)	Mount	Handle
Work Temperature	-10°C to + 65°C	LED Life Time	50,000 hrs.	Warranty	3 Years
		Work Temperature	-10°C to + 65°C		
		Driver	Meanwell		

Model	Power (W)	Luminous Flux (lm)	Efficiency (lm/W)	Lens (Type)	Module	Weight (Kg.)	Dimension (mm.)	Standard
WTH-2M-75	75	10,500	140	2x6, 3x8	2	4.50	180x223x273	
WTH-3M-100	100	14,000	140	2x6, 3x8	3	5.00	180x294x273	
WTH-3M-120	120	16,800	140	2x6, 3x8	3	5.00	180x294x273	
WTH-3M-150	150	21,000	140	3x8	3	5.00	180x294x273	
WTH-4M-200	200	28,000	140	3x8	4	5.50	180x365x273	

IEC : 60529 Ingress Protection Rating

IEC : 62262 Degrees of protection provided by enclosures for electrical equipment against external mechanical impacts



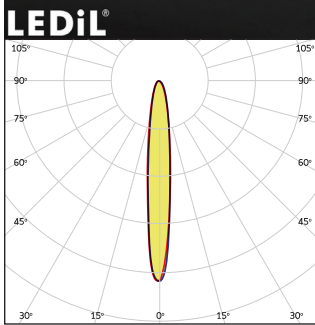
Products of Thailand

TUNNEL LIGHT

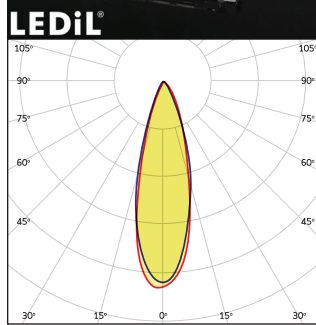
Beam Angle

Lens Series : HB-IP-2x6

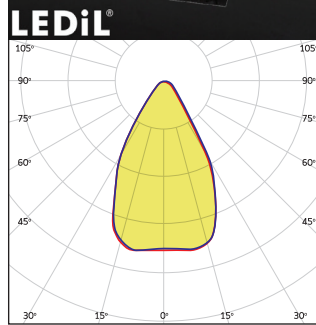
20°



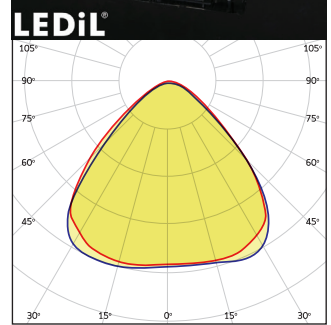
30°



60°

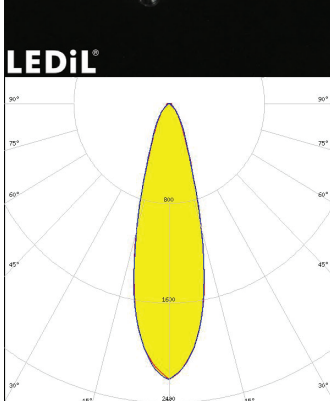


90°

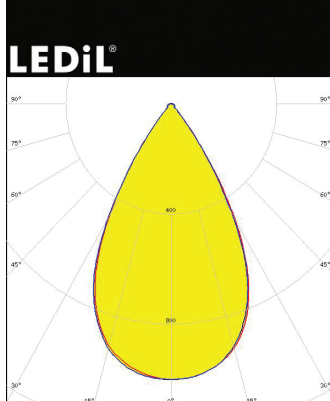



Lens Series : HB-IP-24 (3x8)

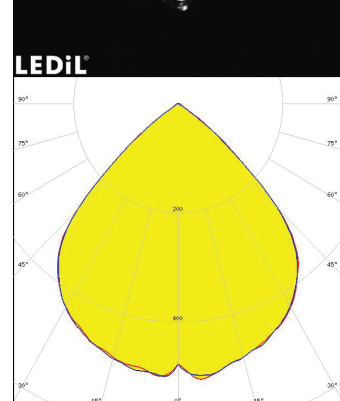
30°



60°

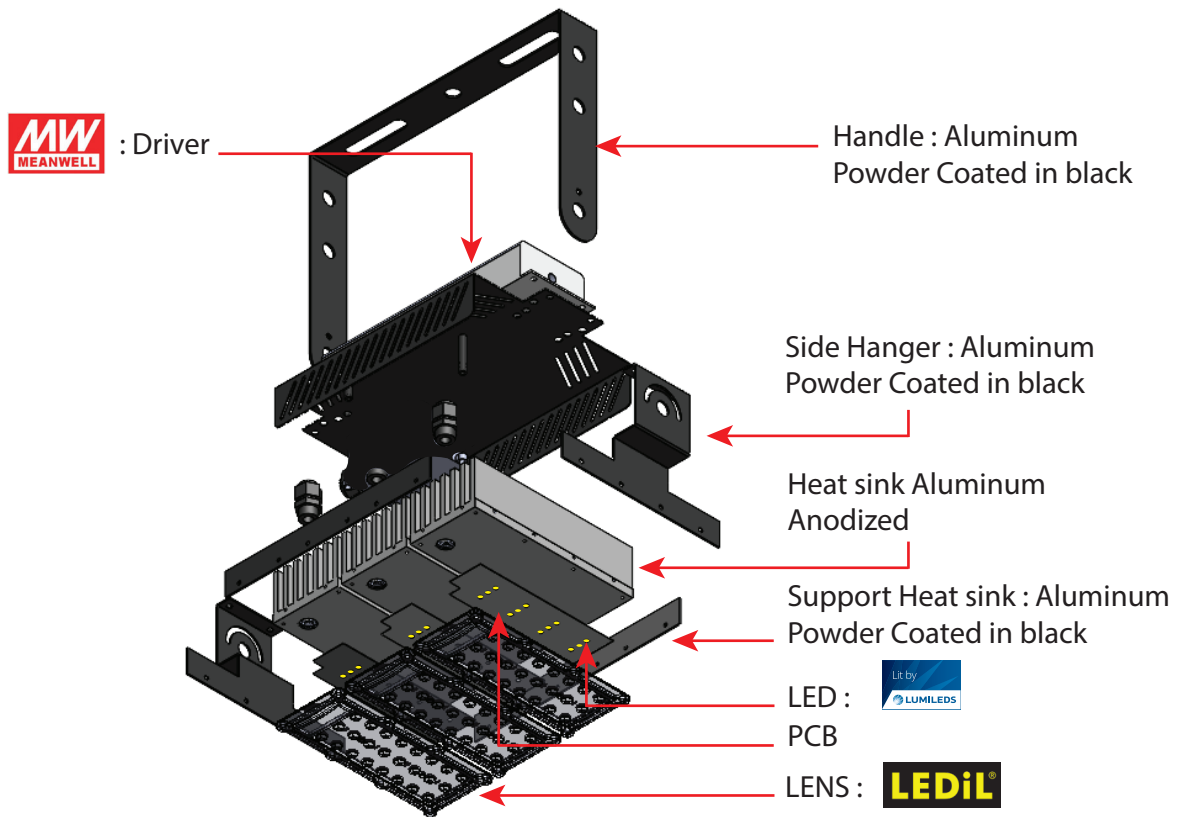


90°

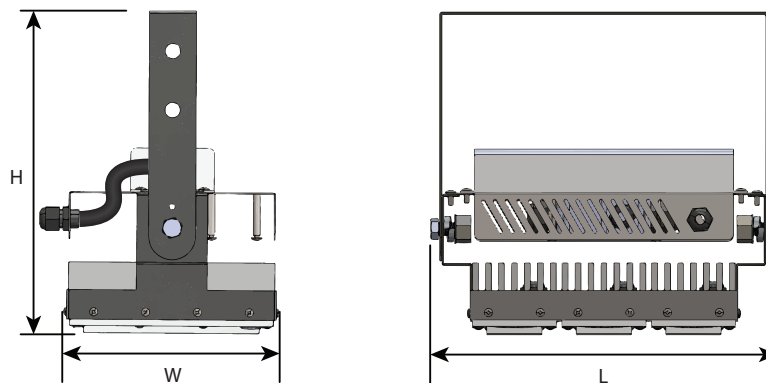


TUNNEL LIGHT

Assembly Parts



Dimension (in mm.)



Model	Module	Dimension (mm.)		
		(W)	(L)	(H)
WTL-2M-75	2	180	223	273
WTL-3M-100	3	180	294	273
WTL-3M-120	3	180	294	273
WTL-3M-150	3	180	294	273
WTL-4M-200	4	180	365	273